

# "Cycle the Railtrail" activity sheet – Motukarara

Read this sheet before you start so you know what you're doing



## First stop... Motukarara Railway Station!

Inside the station have a look around. Tick the box when you see a:

- Bicycle     Sack barrow     Photo of a train     Pair of overalls

What do you think 'N.Z.R.' stands for? N \_\_\_\_\_ Z \_\_\_\_\_ R \_\_\_\_\_

Go outside and look at the railway wagon. Write down the wagon's number: \_\_\_\_\_ weight: \_\_\_\_\_ colour: \_\_\_\_\_ number of wheels: \_\_\_\_\_



Find the information panel and look for the answers to the following questions.

What did the Motukarara Station used to be called? \_\_\_\_\_


What is the Maori name for Lake Ellesmere? \_\_\_\_\_

How long did it take the train to get from Christchurch to Little River? \_\_\_\_\_

Name three things the train carried: \_\_\_\_\_

What year did the Railtrail open? \_\_\_\_\_

## Now it's time to get on your bike and ride!



Look out for birds and tick off the ones you see.



Along the Railtrail, choose two places to stop to do the following activities. Suggested stopping places, where there is space and things to see, are at one of the bridges, Ataahua (Kaituna), Birdlings Flat.

Name of stop ①: \_\_\_\_\_ Name of stop ②: \_\_\_\_\_



At each stop sit quietly for at least 5 minutes and look around. Look at the birds – can you see the bird's feet or beaks? Are there any you can tick off the list? How many different birds can you see?


Number of birds ①: \_\_\_\_\_ ②: \_\_\_\_\_

Can you name the birds?

Names of birds ①: \_\_\_\_\_ ②: \_\_\_\_\_

Where are the birds? (e.g. on the paddock, lake, water way, in the sky etc.)

The birds are ①: \_\_\_\_\_ ②: \_\_\_\_\_



Close your eyes for a minute. What can you hear? (e.g. birds, sheep, traffic, people etc.)

I can hear ①: \_\_\_\_\_ ②: \_\_\_\_\_

\_\_\_\_\_

I also saw a:



Tick  the birds you see and note their main colour:

**Pukeko**




Colour: \_\_\_\_\_

**Swan**



Colour: \_\_\_\_\_

**Goose**



Colour: \_\_\_\_\_

**Crested Grebe**




Colour: \_\_\_\_\_

**Heron**



Colour: \_\_\_\_\_

**Shell duck**



Colour: \_\_\_\_\_

**Pied stilt**



Colour: \_\_\_\_\_

**Duck**



Colour: \_\_\_\_\_



Take in a deep breath through your nose... what can you smell?

I can smell ①: \_\_\_\_\_  
\_\_\_\_\_  
\_\_\_\_\_

②: \_\_\_\_\_  
\_\_\_\_\_  
\_\_\_\_\_

At each stop draw a picture of a bird and a plant you can see. Can you name them?

**Stop ①**

**Stop ②**

Bird: \_\_\_\_\_


Bird: \_\_\_\_\_

Plant: \_\_\_\_\_

Plant: \_\_\_\_\_

Where did you go on the Railtrail? Tick the places you visited during your trip:

Motukarara



Kaituna



Birdlings Flat



Catons Bay



Little River



If you would like to find out more about the Railtrail pick up a brochure from the Little River Craft Station or visit the Railtrail website [www.littleriverrailtrail.co.nz](http://www.littleriverrailtrail.co.nz).

This activity sheet was produced with the support of:



Ministry for the Environment  
*Manatū Mō Te Taiao*

Sustainable Management Fund



Department of Conservation  
*Te Papa Atawhai*



waihora ellesmere trust

Christchurch-Little River Railway Trust

Ministry for Environment's Sustainable Management Fund

Department of Conservation

Waihora Ellesmere Trust